

THE SDG GIVING LANDSCAPE

An insight into philanthropic giving to the SDGs



TABLE OF CONTENTS

“ Be a global citizen. Act with passion and compassion. Help us make this world safer and more sustainable today and for the generations that will follow us.

That is our moral responsibility.”

~ Ban-Ki Moon, Former UN Secretary-General

CEO Message..... 3

About This Report..... 4

Foreword..... 5

Key Findings..... 6

SDG Landscape 7

SDG Changing Landscape..... 9

Top 5 In Focus 11-20

Beyond the Top 5 | A Closer Look..... 21

Ripple Effect..... 25

Beyond the Top 5 | Ripple Effect..... 27

Global Reach..... 29

Regions..... 31-48

Donors | A Closer Look..... 49

Corporate Donor | Landscape..... 51

Corporate Donor | SDG Footprint..... 53

Foundation Donor | Landscape..... 55

Foundation Donor | SDG Footprint..... 57

Individual Donor | Landscape..... 59

Individual Donor | SDG Footprint..... 60

SDGs in Action..... 61



CEO MESSAGE

The 2030 Agenda for Sustainable Development and its 17 Sustainable Development Goals (SDGs) is a call to action for governments, corporations, NGOs, and individuals to assume ownership and responsibility for steering the world towards a sustainable future for our planet and every being living upon it. UN Secretary-General António Guterres, speaking about the importance of strengthening partnerships and SDG 17, said: “We must recognize that the United Nations is not the only actor.” He went on to call upon civil society organizations and the private sector to join the widest array of governments, regional organizations, and others in support of these global goals.

In 2015, CAF America made a commitment to track the alignment of its grants to the 17 SDGs. As a cause and region-agnostic grantmaking organization working at the intersection of the public, private, and social sectors, CAF America grants to over 110 countries and is uniquely positioned to provide a clear snapshot of trends related to donor contributions in support of the SDGs.

We are thrilled to present the findings of our inaugural SDG Giving Landscape report to the global community that shares the aspiration for global change for good.

“The generosity of our donors serves as a pebble that creates a ripple leading to meaningful global change.”

~ Ted Hart, ACFRE, CAP®



Ted Hart, ACFRE, CAP®
President & CEO
Charities Aid Foundation of America

Copyright © Charities Aid Foundation of America 2019 All rights reserved. No part of this publication may be reproduced, stored, or transmitted in any form or by any means, including electronic, mechanical, photocopying, recording or otherwise, without the prior written permission of the copyright owner.

ABOUT THIS REPORT

In 2015, the world agreed to work towards peace and prosperity, a sustainable planet, and a future without poverty. The 17 Sustainable Development Goals (SDGs), adopted in unanimity by all United Nations Member States, provide a framework of universal goals to be achieved by 2030.

Philanthropy plays a critical role in tackling humanity’s most pressing problems, the great majority of which are at the epicenter of the SDGs. This report aims to provide an insight into the work of the philanthropic sector towards the 17 goals and 169 SDG targets.

CAF America’s SDG Giving Report explores the SDG landscape that has emerged based on its donors’ philanthropic giving since the goals came into effect on January 1st, 2016. It looks at the SDGs that rose to the top, based on the level of support received, and provides a window into how priorities have shifted year-by-year. In a regional and source-based setting, the report tracks the charitable giving of corporate, foundation, and individual donors through CAF America.

About the data

The SDG Giving Landscape Report presents CAF America grant disbursements from January 2016—when the SDGs came into effect—through April 2019, the end of our fiscal year. As an intermediary 501(c)(3) public charity, CAF America makes charitable grants worldwide supporting all 17 SDGs at the recommendation of our donors. View the full methodology online at cafamerica.org.

Why is this data relevant?

CAF America is a global and cause-agnostic organization with a heterogeneous donor-base comprised of corporations and corporate foundations, private and community foundations, as well as individual donors. This diversity is further enhanced by the corporate and foundation donors’ wide scale representation based on annual revenue, years in operation, and geographic focus. Similarly, the individuals partnering with CAF America for their domestic and cross-border giving range from donors supporting online fundraising campaigns to high networth individuals who are conducting their philanthropic giving through a donor advised fund (DAF). Total giving through CAF America increased exponentially during the past four years, with FY2019 grant disbursements up 200% from FY2016.

Questions explored in this report

- What are the most supported SDGs during the time period covered in this report?
- What are the main issue areas supported in specific regions?
- How do patterns of giving vary by donor groups?
- How do the various goals interact with one another?
- How does corporate strategic giving compare to giving directed by employees?
- Which SDGs received the largest increase in support since 2016? And much more.

FOREWORD

There is a heightened sense of urgency in the philanthropy sector these days, and a degree of introspection that is unusual. The urgency comes from the climate and environmental crises facing us, as well as the growing, and seemingly intractable, nature of challenges like inequality, discrimination, and lack of accountability by many of our societies’ institutions. The introspection comes from more animated critiques of the philanthropy sector and a sense that we are simply not achieving as much as we could, given all of the financial and human capital we possess. At the same time, there is a groundswell of philanthropic actors committing to greater collaboration, and more systemic approaches.

In such a context, the data and analysis presented in this report are both timely and deeply important. The Sustainable Development Goals (SDGs) represent many things to many people. Above all, they represent one of the rare examples of a framework that is relevant both locally and globally, and an approach that, crucially, looks holistically at social, economic, and environmental problems and solutions. Because of this, the SDG framework provides the scaffolding on which a growing number of philanthropic partnerships can be built. Some funders favor going where the crowd is to take advantage of dynamism and enthusiasm; others look for white spaces where gaps must be filled. Either way, this CAF America data illuminates trends and opportunities that will be relevant for readers all over the world.

We can learn a great deal from the four years of data and analysis in this report. While unique, the data is indicative of wider trends, given the diverse group of donors of CAF America, the global nature of the grants, and the variety of SDGs for which the funding is given.

This is a time when philanthropy must lean in to work more collaboratively, and more systemically, to address our urgent challenges, and meet demands for accountability and impact. An understanding of the SDGs highlighted through this report will equip readers to do so better.



Heather Grady
Vice President
Rockefeller Philanthropy Advisors

KEY FINDINGS

- The funding provided over the time period covered in this report impacted all 17 SDGs.
- Education is the issue area that mobilized the largest amount of charitable funding overall, as well as on an annual basis (only coming second in 2017 after SDG 3, Good Health and Well-Being).
- The primary support for the top 5 SDGs receiving the most funding between January 2016 and April 2019 was provided by corporate and individual donors. The level of individual support reached above 40% for each of the top 5 SDGs. Corporate funding followed closely with 39.77% provided to Quality Education (SDG 4), 48.54% to Good Health and Well Being (SDG 3), and 48.32% to Sustainable Cities and Communities (SDG 11). The most significant level of foundation support was directed to No Poverty (SDG 1) and Quality Education (SDG 4).
- Quality Education (SDG 4) is the only issue area that appears among the top 5 most supported SDGs in all nine regions explored by the report. Zero Hunger (SDG 2), Gender Equality (SDG 5), Decent Work and Economic Growth (SDG 8), Industry, Innovation and Infrastructure (SDG 9), and Reduced Inequalities (SDG 10) rose to the top based on the level of funding received on a regional scale.
- A closer look at the most supported issue-areas per industry confirms that corporations are working towards aligning their business and CSR strategy to the SDGs.
- The level of support from employee matching gift programs increased between January 2016 and April 2019. As a result, corporate funding spanned across a growing number of SDGs. Moreover, the core issue areas funded through employee matching gift programs closely align with the SDGs guiding corporate philanthropic strategies.
- CAF America’s donors demonstrate an evolving trend in giving over the years. We experienced an increase in individual cross-border giving through the expansion of partnerships with online fundraising campaigns and leading DAF sponsoring organizations. Due to this expansion, we have seen a growing diversity in our donor base which has resulted in broader giving across all 17 SDGs over time.

SDG LANDSCAPE

In January 2016, when the new Global Goals entered into force, CAF America began mapping the SDGs supported by the grants made at the recommendation of its corporate, foundation, and individual donors. To provide deeper insight, we determined the SDG that best relates to each grantee's work (primary SDG), while also identifying the possible ripple effect on other goals.

Top 5 SDGs that received the largest amount of funding between January 2016 - April 2019



SDG CHANGING LANDSCAPE

The SDGs provide a common framework for the private, public, and civil society sectors to come together and achieve greater impact. During the past four years, CAF America's donors supported strategies built around a single issue area as well as ones focused on a set of closely interconnected goals.

Top 5 most supported SDGs per year highlighted in color.

2019	5th	8th	2nd	1st	11th	16th	17th	9th	7th	10th	4th	12th	14th	15th	3rd	6th	13th
2018	4th	6th	2nd	1st	12th	14th	16th	7th	8th	9th	3rd	15th	13th	17th	5th	11th	10th
2017	4th	11th	1st	2nd	12th	15th	17th	6th	9th	8th	3rd	14th	13th	16th	7th	5th	10th
2016	2nd	8th	3rd	1st	9th	15th	17th	7th	5th	12th	4th	13th	16th	14th	11th	10th	6th
																	
	 1 NO POVERTY	 2 ZERO HUNGER	 3 GOOD HEALTH AND WELL-BEING	 4 QUALITY EDUCATION	 5 GENDER EQUALITY	 6 CLEAN WATER AND SANITATION	 7 AFFORDABLE AND CLEAN ENERGY	 8 DECENT WORK AND ECONOMIC GROWTH	 9 INDUSTRY, INNOVATION AND INFRASTRUCTURE	 10 REDUCED INEQUALITIES	 11 SUSTAINABLE CITIES AND COMMUNITIES	 12 RESPONSIBLE CONSUMPTION AND PRODUCTION	 13 CLIMATE ACTION	 14 LIFE BELOW WATER	 15 LIFE ON LAND	 16 PEACE, JUSTICE AND STRONG INSTITUTIONS	 17 PARTNERSHIPS FOR THE GOALS

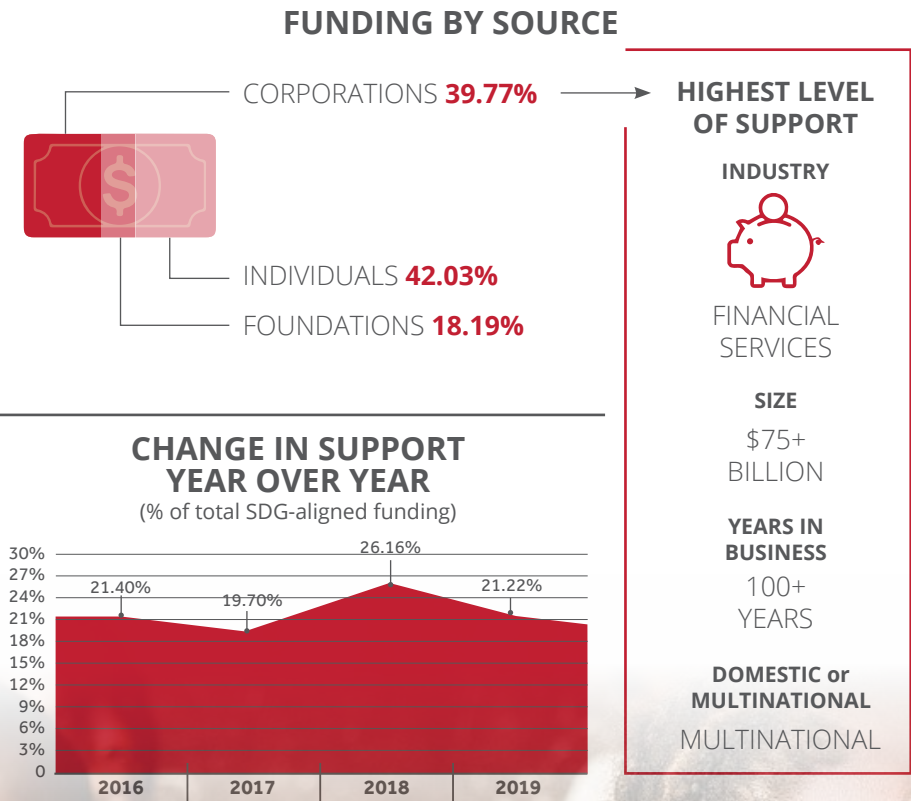
Ensure inclusive and equitable quality education and promote lifelong learning opportunities for all

AVERAGE GRANT

\$13,367.53

MEDIAN GRANT

\$1,770.00



Providing Education to Reach Dreams

K

liptown, South Africa, a community of forty-four thousand, lacked access to basic services and amenities such as schools, health clinics, electricity, and proper sanitation. A group of local passionate individuals decided to make a difference in their community and, in 2007, the Kliptown Youth Program (KYP) was born. What began as an afterschool program for grades 1-12, has grown to a full-scale service providing a forum for employment networking, technology services, food programs, art and culture events, as well as sports teams.

To enable the continued education of the program’s participants, KYP started the Tertiary Education Program to provide funds for undergraduates to attend college. The program supports both two-year certificates and four-year degrees, enabling students to focus on a number of disciplines including information technology, banking, and marketing.

The impact that KYP has had on this small town in South Africa is both remarkable and inspirational, serving as a shining example of the power of education. Recently, KYP was named on CNN’s Top Ten Heroes list.



SDG 4: Quality Education

Target 4.3: Equal access to affordable technical, vocational and higher education



THE TOP 5 IN FOCUS

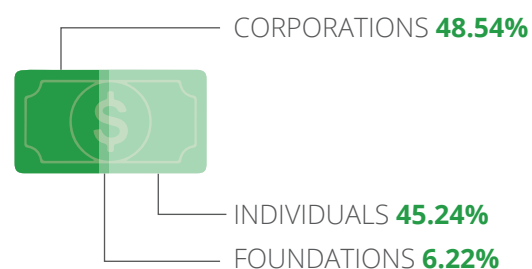
Ensure healthy lives and promote well-being for all at all ages



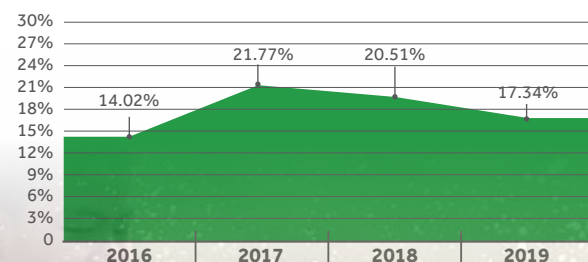
AVERAGE GRANT
\$10,407.45

MEDIAN GRANT
\$802.23

FUNDING BY SOURCE



CHANGE IN SUPPORT YEAR OVER YEAR (% of total SDG-aligned funding)



HIGHEST LEVEL OF SUPPORT

INDUSTRY



TECHNOLOGY

SIZE

\$0 - \$25 BILLION

YEARS IN BUSINESS

0 - 50 YEARS

DOMESTIC or MULTINATIONAL

MULTINATIONAL

Trust MYRIVR

Mental health illnesses represent the third largest cause of death in New Zealand, behind cancer and blood disorders.

Trust MYRIVR was established in 2016 to increase the accessibility and utilization of health and social services across New Zealand. The organization works to raise awareness and understanding of services provided for victims of child sexual abuse and to improve the resources available for those affected.

Trust MYRIVR operates through its MYRIVR App, which seeks to inform users about the help and services available to those struggling with mental health, domestic violence, or sexual abuse. By using the app as a platform, MYRIVR hopes to make it easier to seek help without fear of social stigma.

Funding from CAF America helped the organization in its efforts to increase visibility. As a result, the MYRIVR App has seen a 27% uptick in the number of downloads, and the increased visibility has led to additional funding opportunities. The NZ Vodafone Foundation allocated funds to build self-help kiosks in all public libraries in South Auckland to help vulnerable people find the help they need in their community. This allowed Trust MYRIVR to scale its operations to support New Zealand communities for cases of mental health, domestic violence, and sexual abuse.



By 2019, the MYRIVR app has connected 4,500 unique users with 8,000 service providers and 30,000 professionals.

SDG 3: Good Health and Well-Being
Target 3.4: Reduce mortality from non-communicable diseases and promote mental health



THE TOP 5 IN FOCUS

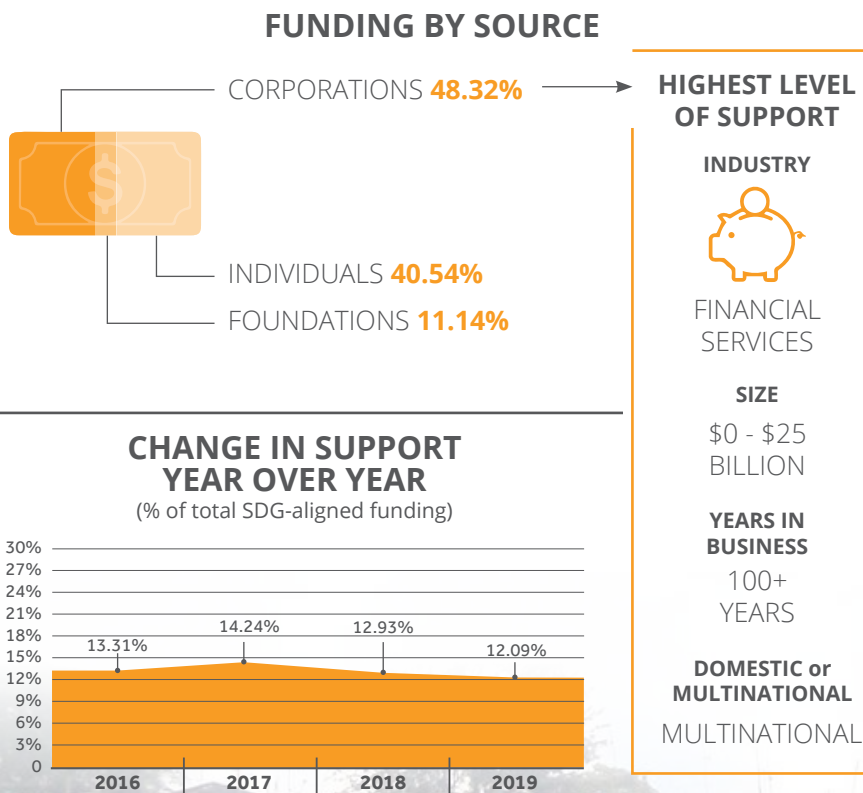
Make cities and human settlements inclusive, safe, resilient and sustainable

AVERAGE GRANT

\$17,943.57

MEDIAN GRANT

\$1,900.03



Building A Strong Society Through Inclusion

Hong Kong, the dynamic, bustling metropolis is steeped in history and culture. Great amounts of wealth poured into the city as it established itself as a banking hub, however, some communities in the area did not enjoy the positive effects of this economic boom. On the contrary, this process ended up creating one of the most stratified communities on Earth. In fact, for over a decade social minorities were placed into designated schools segregated from the mainstream Cantonese society. Consequently, it is still uncommon for citizens of different backgrounds and abilities to interact and experience each other’s cultures.

Established in 1979, the Hong Kong-based charity, TREATS, is a truly inspiring organization that works to create social inclusion opportunities for children and youth from different backgrounds to interact and learn about one another. Through its specialized activities, generous volunteers, and educators, TREATS is able to make groundbreaking steps towards social inclusion in Hong Kong.

One of their unique programs, Cookery for ALL!, partners children from “special needs schools” and “mainstream” schools with a volunteer to cook delicious treats together. During the program, children from different backgrounds are given the



opportunity to increase their mutual understanding and respect for each other’s culture.

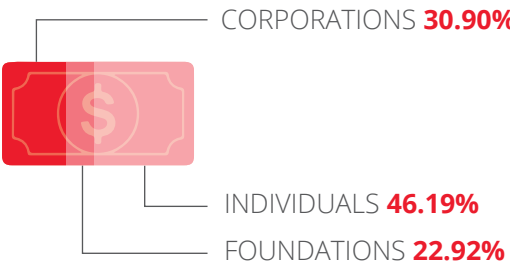
SDG 11: Sustainable Cities and Communities

Target 11.3: Inclusive and sustainable urbanization

AVERAGE GRANT
\$16,819.85

MEDIAN GRANT
\$975.00

FUNDING BY SOURCE



HIGHEST LEVEL OF SUPPORT

INDUSTRY



TECHNOLOGY

SIZE

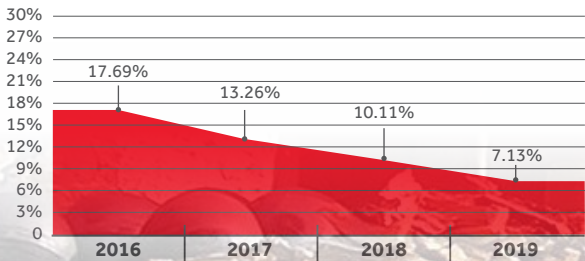
\$0 - \$25 BILLION

YEARS IN BUSINESS

0 - 50 YEARS

DOMESTIC or MULTINATIONAL
MULTINATIONAL

CHANGE IN SUPPORT YEAR OVER YEAR
(% of total SDG-aligned funding)



Widowed Women Goat Project

In India, the goat has long been a valuable part of the culture. Able to thrive across the country's geographically diverse regions, the goat has been vital to the livelihood of those struggling to live in rural areas.

Community Action, Development, Liberative, and Education (CANDLE) is an organization that aims to lift people living in rural areas to a new era of economic prosperity, sustainability, empowerment, and pride. Widowed women, who often become marginalized, find it difficult or impossible to rely on others to help provide for their families.

Through the Widowed Women Goat project, each woman is given a healthy goat and provided training by a veterinarian about goat rearing including vaccinations, insemination periods, fodder systems, and uses for dung and other waste. The participating women receive financial literacy training and advice on how to market various goat-based products. As a result, the women participating in the Widowed Goat Project have an opportunity to become financially self-reliant.



SDG 1: No Poverty
Target 1.4: Equal right to ownership, basic services, technology and economic services





THE TOP 5 IN FOCUS

Sustainably manage forests, combat desertification, halt and reverse land degradation, halt biodiversity loss



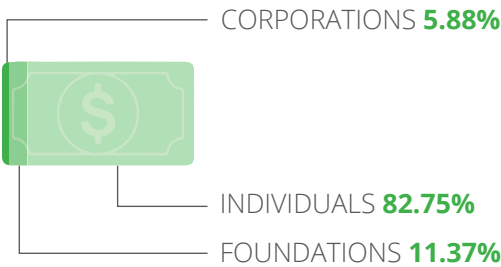
AVERAGE GRANT

\$25,577.33

MEDIAN GRANT

\$920.00

FUNDING BY SOURCE



HIGHEST LEVEL OF SUPPORT

INDUSTRY



FINANCIAL SERVICES

SIZE

\$0 - \$25 BILLION

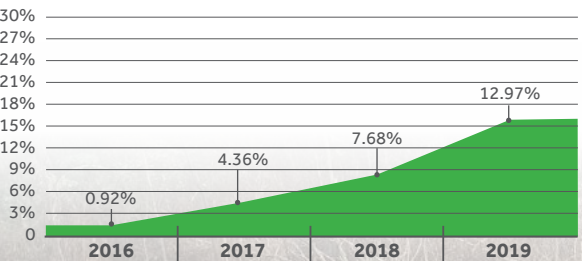
YEARS IN BUSINESS

0 - 50 YEARS

DOMESTIC or MULTINATIONAL

CHANGE IN SUPPORT YEAR OVER YEAR

(% of total SDG-aligned funding)



Wildlife Trust of India

The tropical forests, arid deserts, rugged Himalayan Mountains, and rolling plains along the Ganges help support India's diverse ecosystem. With only 2.4% of the Earth's land area, India is home to 8% of the world's recorded animal species – over 89,000. Unfortunately, rich biodiversity coupled with the growing demand for wildlife products has heightened the illegal trafficking of various animals across the region.

Founded in 1998, the Wildlife Trust of India (WTI), is a leading Indian nature conservation organization whose mission is to “conserve wildlife and its habitat and to work for the welfare of individual wild animals.” WTI strives to conserve India's fragile ecosystems through advocacy aimed at strengthening legislation, enhancing community involvement in environmental sustainability, and protection of the country's most endangered species: Indian foxes, pangolins, and elephants. Additionally, the organization focuses on its “9 Big Ideas” which include, enforcement and law, protected area recovery, conflict mitigation, and natural heritage campaigns, among others.

One of the better-known projects involves expanding “elephant corridors” to allow the migratory animals to pass through large tracts of land without encountering human populations. Though efforts undertaken by WTI have been successful to date, the need for increased financial



support is imperative to successfully protect and conserve India's endangered mammals.













SDG 15: Life on Land

Target 15.7: Eliminate poaching and trafficking of protected species

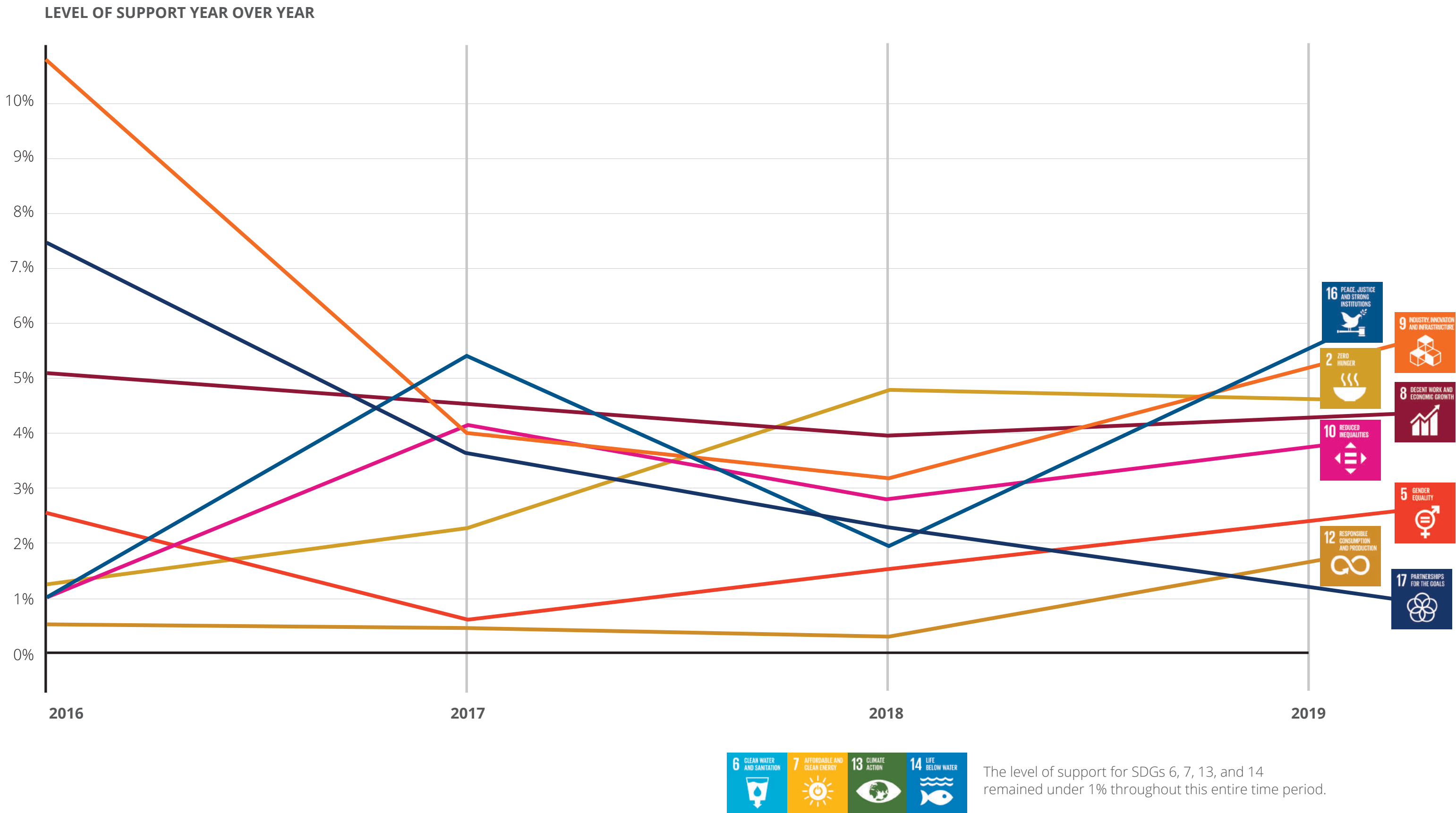


See pages 21-24 for details pertaining to the SDGs beyond the top 5.

BEYOND THE TOP 5 | A CLOSER LOOK

SDG	AVERAGE GRANT	MEDIAN GRANT	FUNDING BY SOURCE			CORPORATE HIGHEST LEVEL OF SUPPORT		
			CORPORATE	FOUNDATION	INDIVIDUAL	INDUSTRY	SIZE (ANNUAL REVENUE)	YEARS IN BUSINESS
 ZERO HUNGER	\$8,836.64	\$795.52	66.78%	1.61%	31.61%	TECHNOLOGY	\$25 - \$75 BILLION	100+ YEARS
 GENDER EQUALITY	\$13,904.11	\$1,091.36	43.86%	0.21%	55.93%	TECHNOLOGY	\$75+ BILLION	0 - 50 YEARS
 CLEAN WATER AND SANITATION	\$6,054.98	\$1,452.21	66.48%	4.21%	29.40%	MANUFACTURING AND RETAIL	\$25 - \$75 BILLION	0 - 50 YEARS
 AFFORDABLE AND CLEAN ENERGY	\$23,190.20	\$38,000.00	100%	0.00%	0.00%	FINANCIAL SERVICES	\$75+ BILLION	100+ YEARS
 DECENT WORK AND ECONOMIC GROWTH	\$23,028.54	\$1,069.58	78.03%	2.09%	19.88%	FINANCIAL SERVICES	\$75+ BILLION	100+ YEARS
 INDUSTRY, INNOVATION AND INFRASTRUCTURE	\$20,887.79	\$1,625.71	45.84%	9.64%	44.53%	FINANCIAL SERVICES	\$75+ BILLION	100+ YEARS
 REDUCED INEQUALITIES	\$4,979.97	\$676.71	68.69%	6.08%	25.23%	TECHNOLOGY	\$25 - \$75 BILLION	0 - 50 YEARS
 RESPONSIBLE CONSUMPTION AND PRODUCTION	\$22,945.90	\$1,803.35	70.41%	0.42%	29.17%	FOOD AND ACCOMMODATION SERVICES	\$25 - \$75 BILLION	100+ YEARS
 CLIMATE ACTION	\$14,742.05	\$1,313.75	75.81%	1.16%	23.03%	FINANCIAL SERVICES	\$75+ BILLION	100+ YEARS
 LIFE BELOW WATER	\$8,141.60	\$2,056.45	54.08%	8.32%	37.60%	FINANCIAL SERVICES	\$0 - \$25 BILLION	0 - 50 YEARS
 PEACE, JUSTICE AND STRONG INSTITUTIONS	\$19,766.53	\$1,496.25	15.77%	28.12%	56.30%	TECHNOLOGY	\$75+ BILLION	0 - 50 YEARS
 PARTNERSHIPS FOR THE GOALS	\$24,022.72	\$4,484.84	35.17%	9.41%	55.42%	TECHNOLOGY	\$0 - \$25 BILLION	0 - 50 YEARS


BEYOND THE TOP 5 | A CLOSER LOOK



THE RIPPLE EFFECT

The 2030 Agenda for Sustainable Development sets the stage for achieving scalable progress by emphasizing the universality and interconnected character of the goals. Addressing one or more additional issue areas may be a prerequisite to achieving an impact on a target goal. However, progress on one goal will also translate into progress towards others.

These figures reflect the ripple effect created by the philanthropic funding provided to grantees focused primarily on CAF America’s 5 most supported SDGs between January 2016 and April 2019. For example, the efforts to achieve good health and well-being often enabled higher work performance, which led to better nutrition and reduced poverty.



BEYOND THE TOP 5 | THE RIPPLE EFFECT



- SDG 4** Quality Education
- SDG 8** Decent Work and Economic Growth
- SDG 1** No Poverty
- SDG 3** Good Health and Well-Being
- SDG 5** Gender Equality



- SDG 3** Good Health and Well-Being
- SDG 8** Decent Work and Economic Growth
- SDG 4** Quality Education
- SDG 10** Reduced Inequalities
- SDG 16** Peace, Justice and Strong Institutions



- SDG 4** Quality Education
- SDG 3** Good Health and Well-Being
- SDG 14** Life Below Water
- SDG 11** Sustainable Cities and Communities
- SDG 8** Decent Work and Economic Growth



- SDG 4** Quality Education
- SDG 8** Decent Work and Economic Growth
- SDG 3** Good Health and Well-Being
- SDG 16** Peace, Justice and Strong Institutions
- SDG 11** Sustainable Cities and Communities




- SDG 15** Life on Land
- SDG 8** Decent Work and Economic Growth
- SDG 14** Life Below Water
- SDG 11** Sustainable Cities and Communities
- SDG 3** Good Health and Well-Being



- SDG 15** Life on Land
- SDG 6** Clean Water and Sanitation
- SDG 14** Life Below Water
- SDG 7** Affordable and Clean Energy
- SDG 12** Responsible Consumption and Production



- SDG 4** Quality Education
- SDG 13** Climate Action
- SDG 15** Life on Land



- SDG 4** Quality Education
- SDG 9** Industry, Innovation and Infrastructure
- SDG 10** Reduced Inequalities
- SDG 3** Good Health and Well-Being
- SDG 1** No Poverty



- SDG 8** Decent Work and Economic Growth
- SDG 7** Affordable and Clean Energy
- SDG 16** Peace, Justice and Strong Institutions
- SDG 4** Quality Education
- SDG 3** Good Health and Well-Being



- SDG 9** Industry, Innovation and Infrastructure
- SDG 15** Life on Land
- SDG 4** Quality Education
- SDG 12** Responsible Consumption and Production
- SDG 13** Climate Action



- SDG 10** Reduced Inequalities
- SDG 17** Partnerships for the Goals
- SDG 8** Decent Work and Economic Growth
- SDG 13** Climate Action
- SDG 4** Quality Education



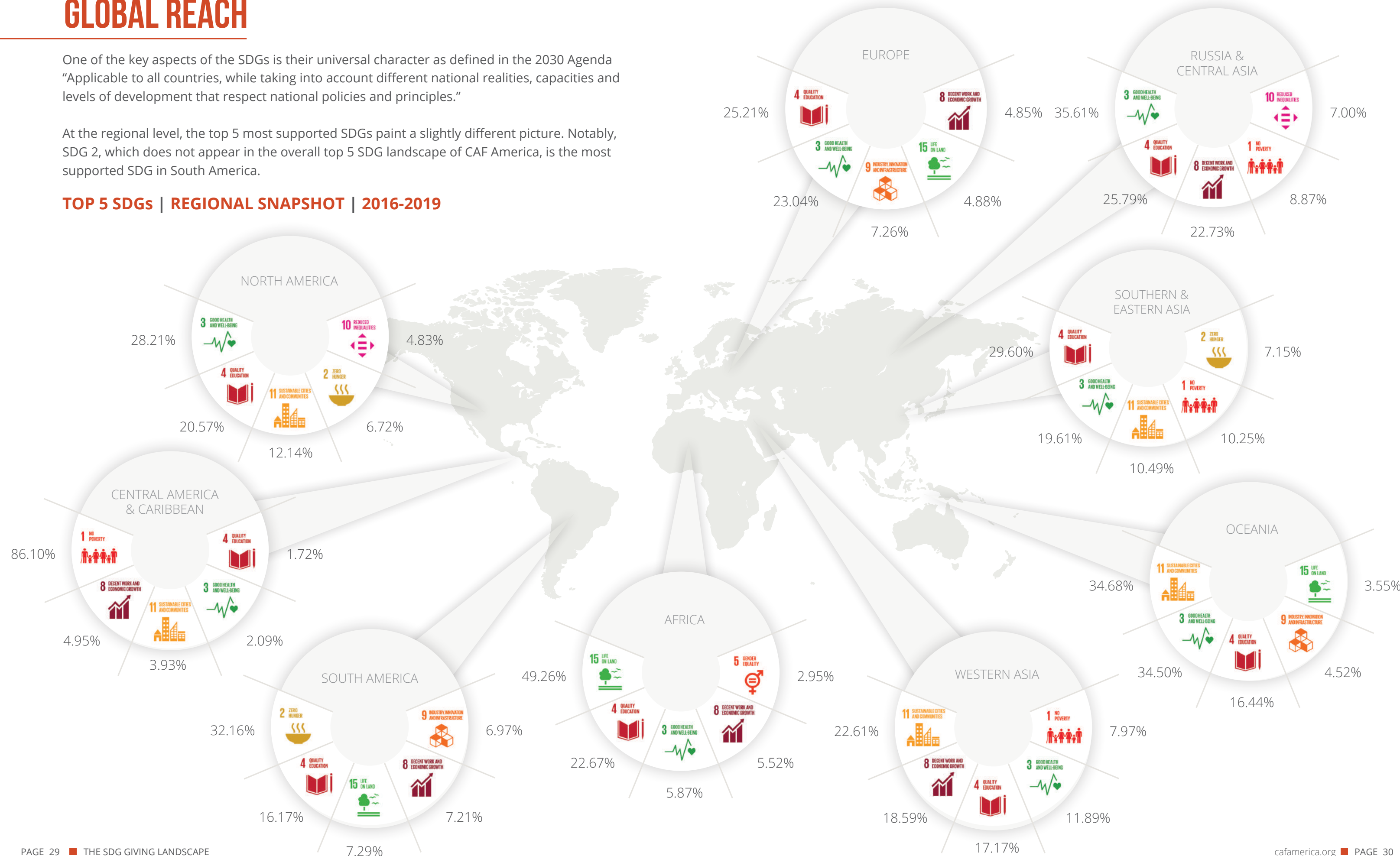
- SDG 11** Sustainable Cities and Communities
- SDG 16** Peace, Justice and Strong Institutions
- SDG 13** Climate Action
- SDG 8** Decent Work and Economic Growth
- SDG 9** Industry, Innovation and Infrastructure

GLOBAL REACH

One of the key aspects of the SDGs is their universal character as defined in the 2030 Agenda “Applicable to all countries, while taking into account different national realities, capacities and levels of development that respect national policies and principles.”

At the regional level, the top 5 most supported SDGs paint a slightly different picture. Notably, SDG 2, which does not appear in the overall top 5 SDG landscape of CAF America, is the most supported SDG in South America.


























TOP 5 SDGs | REGIONAL SNAPSHOT | 2016-2019




REGIONS: NORTH AMERICA


The Regional Snapshot provides a closer look at how the priority SDGs change by geography. It also explores how the average grant amounts provided to efforts directed towards, or undertaken, in a given region and overall level of support have varied since the beginning of 2016. Finally, a detailed breakdown per funding source, that includes a snapshot of corporate giving, completes the regional focus sections.

It should be noted that a portion of the funding represented in this section benefits both the domestic and international programs undertaken by organizations based in North America.

TOP 5 SDGs 2016 - 2019		CHANGE IN TOP 5 SDGs YEAR OVER YEAR			
		2016	2017	2018	2019
	GOOD HEALTH AND WELL-BEING (28.21%)				
	QUALITY EDUCATION (20.57%)				
	SUSTAINABLE CITIES AND COMMUNITIES (12.14%)				
	ZERO HUNGER (2.0%)				
	REDUCED INEQUALITIES (1.72%)				







AVERAGE GRANT
\$15,821.75



SDG WITH LARGEST INCREASE IN SUPPORT 2016 vs 2019

BREAKDOWN OF CONTRIBUTIONS BY SOURCE

 CORPORATIONS 37.36%	 FOUNDATIONS 13.89%	 INDIVIDUALS 48.76%
---	---	--




INDUSTRY

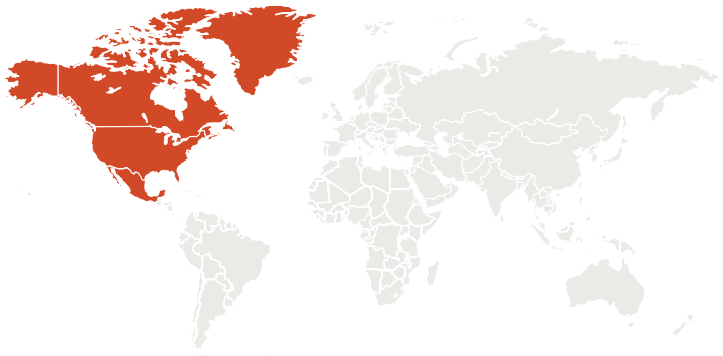
TECHNOLOGY

SIZE
\$0 - \$25 BILLION

DOMESTIC vs MULTINATIONAL
MULTINATIONAL



YEARS IN BUSINESS
0 - 50 YEARS



Saving Sea Turtles

A Reason to Shell-ebrate - Mexico

Climate change is increasingly affecting sea turtle nesting grounds. Every year, thousands of adult turtles die after coming into contact with man-made pollution such as plastic waste and oil spills. In certain parts of the world they are a source of food, and black-market trading of sea turtle shells has been practiced for centuries. With so many threats to their existence, the species has become a talisman for conservation efforts around the globe.

Fundación Yopez A.C. in Veracruz, Mexico, works to protect sea turtles in the Gulf Coast of Mexico. Of the seven species of sea turtles in the world, five lay their eggs in the region; the Kemp’s Ridley, the Green Turtle, the Loggerhead, the Hawksbill, and the Leatherback. As hatchlings use the natural

horizon for orientation, they can become easily confused by artificial sources of light and never reach the ocean.

The main objective of Fundación Yopez is to ensure a thriving sea turtle population in the region. Employees painstakingly patrol around 50 square kilometers of beaches to look for nests and place the eggs in safe incubators or artificial nests set up in their headquarters.

Over the course of 2017-2018, supported by funding from CAF America, Fundación Yopez A.C. managed to successfully collect an astounding one million eggs and make sure that the hatchlings made it safely to the water.





























SDG 14: Life Below Water
Target 14.2: Protect and restore ecosystems




REGIONS: CENTRAL AMERICA & CARIBBEAN

Donors represented in this report place a heavy focus on addressing No Poverty (SDG 1) in Central America and the Caribbean. Despite the clear orientation towards SDG 1, environmental-related grants are on the rise with the volume of smaller grants increasing during the past few years. Likewise, the region received notable support toward creating jobs and expanding the economy (SDG 8).

TOP 5 SDGs 2016 - 2019		CHANGE IN TOP 5 SDGs YEAR OVER YEAR			
		2016	2017	2018	2019
	NO POVERTY (86.10%)				
	DECENT WORK AND ECONOMIC GROWTH (4.95%)				
	SUSTAINABLE CITIES AND COMMUNITIES (3.93%)				
	GOOD HEALTH AND WELL-BEING (2.0%)				
	QUALITY EDUCATION (1.72%)				





AVERAGE GRANT
\$20,784.02



SDG WITH LARGEST INCREASE IN SUPPORT
2016 vs 2019

BREAKDOWN OF CONTRIBUTIONS BY SOURCE

CORPORATIONS 10.86%	FOUNDATIONS 32.21%	INDIVIDUALS 56.93%
------------------------	-----------------------	-----------------------

INDUSTRY  FOOD AND ACCOMMODATION SERVICES	SIZE \$75+ BILLION DOMESTIC vs MULTINATIONAL MULTINATIONAL	YEARS IN BUSINESS  50-100 YEARS
--	---	--



Indigenous Women in Guatemala Lift Themselves Out of Poverty


More than half of all Guatemalans live in poverty, with 55% of the nation’s women currently unemployed. In particular, young indigenous women struggle to find gainful employment and overcome prejudice, language barriers, high teen pregnancy rates, and an overall lack of access to education.

Gracia Inc. works to economically empower young women in Guatemala. Aiming to provide a safe

and caring environment to abused and abandoned indigenous young women, the organization supports Casa Hogar, a temporary home that can accommodate up to 110 individuals. The home provides a safe place for these women to take refuge, while also allowing the residents to participate in Gracia Entrepreneur Training Programs (GET), made available through the organization’s social enterprise, Milagros Jewelry.




























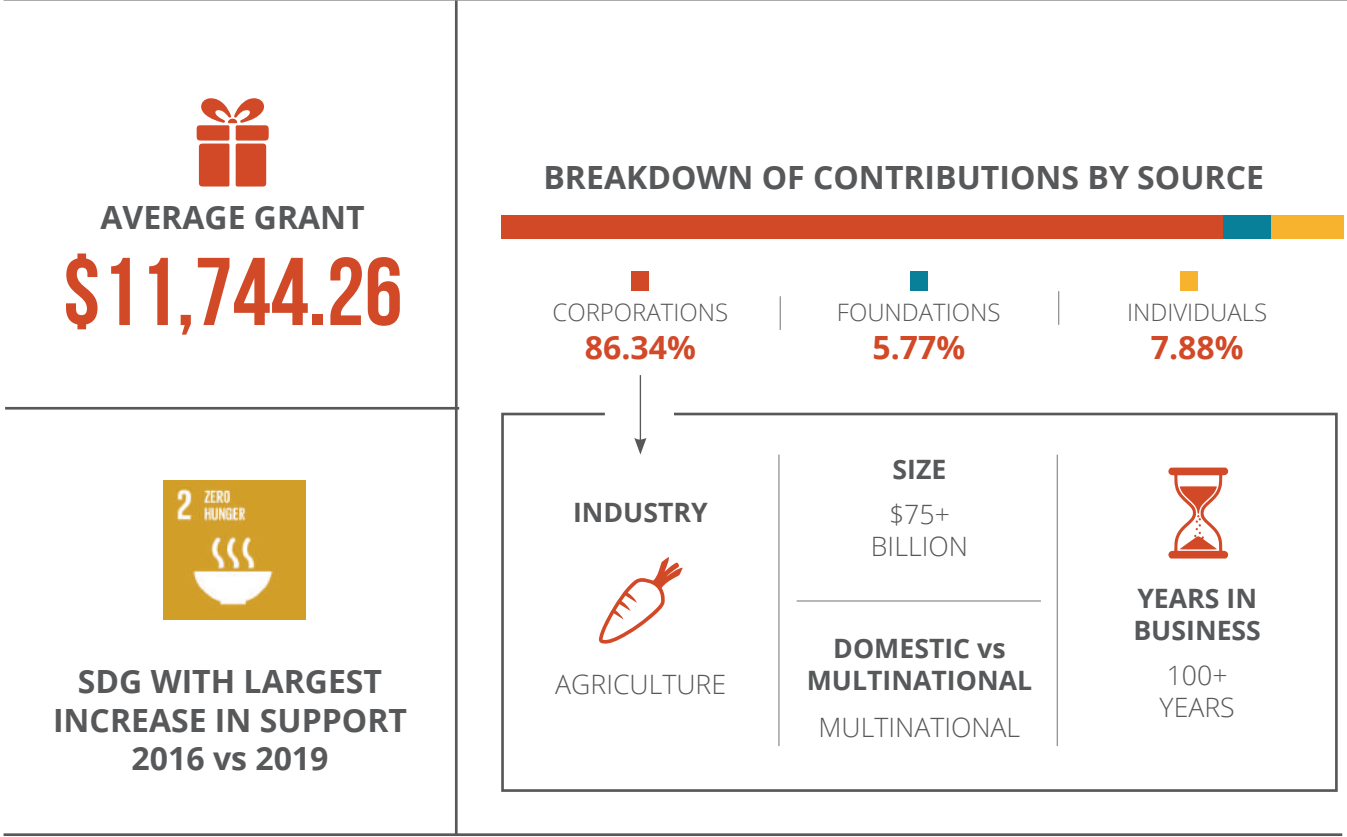
SDG 8: Decent Work and Economic Growth
Target 8.3: Promote policies to support job creation and growing enterprises



REGIONS: SOUTH AMERICA

Most notably, the SDG landscape in this region portrays a wide variety of SDGs impacted through the giving monitored in this report. Two of the top 5 SDGs emerging in this region—Decent Work and Economic Growth (SDG 8) and Industry, Innovation, and Infrastructure (SDG 9)—are not represented in the overall top 5 SDGs.

TOP 5 SDGs 2016 - 2019		CHANGE IN TOP 5 SDGs YEAR OVER YEAR			
		2016	2017	2018	2019
	ZERO HUNGER (32.16%)				
	QUALITY EDUCATION (16.17%)				
	LIFE ON LAND (7.29%)				
	DECENT WORK AND ECONOMIC GROWTH (7.21%)				
	INDUSTRY, INNOVATION AND INFRASTRUCTURE (6.97%)				



Working to overcome poverty in Latin America and the Caribbean

Founded in 1997, TECHO is a volunteer-based nonprofit that designs and implements initiatives that “bring together young volunteers and families living in poverty to transform slums into thriving communities across Latin America and the Caribbean.” Since its inception, TECHO has mobilized over one million volunteers, built 115,000 houses, and completed projects in 634 communities across 19 countries.

TECHO’s initiatives focus on three main pillars: youth education and leadership training to help

generate employment opportunities and promote entrepreneurship; community infrastructure projects such as playgrounds, libraries, and recreation centers; and emergency housing for vulnerable populations in slums.

TECHO currently implements housing and community development programs in Argentina, Bolivia, Brazil, Chile, Columbia, Costa Rica, Dominican Republic, Ecuador, El Salvador, Guatemala, Haiti, Honduras, Mexico, Nicaragua, Panama, Paraguay, Peru, Uruguay, and Venezuela.




























SDG 1: No Poverty
Target 1.3: Equal rights to ownership, basic services, technology, and economic resources




REGIONS: EUROPE


The SDG landscape in Europe is greatly determined by CAF America’s corporate donors’ support for education and healthcare-related research. Another driving contributor to the landscape is a significant increase in the number of individual donors participating in online fundraising campaigns. Despite the lack of spotlight, Responsible Consumption and Production (SDG 12) has experienced the most extensive growth in the four years of monitoring.

It should be noted that a portion of the funding represented in this section supports programs of European organizations taking place outside of Europe.

TOP 5 SDGs 2016 - 2019		CHANGE IN TOP 5 SDGs YEAR OVER YEAR			
		2016	2017	2018	2019
	QUALITY EDUCATION (25.21%)				
	GOOD HEALTH AND WELL-BEING (23.04%)				
	SUSTAINABLE CITIES AND COMMUNITIES (13.30%)				
	INDUSTRY, INNOVATION AND INFRASTRUCTURE (7.26%)				
	LIFE ON LAND (4.88%)				







AVERAGE GRANT
\$13,761.28



SDG WITH LARGEST INCREASE IN SUPPORT 2016 vs 2019

BREAKDOWN OF CONTRIBUTIONS BY SOURCE

 CORPORATIONS 42.33%	 FOUNDATIONS 16.66%	 INDIVIDUALS 41.01%
---	---	--



INDUSTRY


FINANCIAL SERVICES

SIZE

\$75+ BILLION

DOMESTIC vs MULTINATIONAL

MULTINATIONAL



YEARS IN BUSINESS

100+ YEARS


BeneFITting from the Power of Sport

The health benefits of physical activity are well-documented. During the development years, sport can also provide structure, a safe place, and an escape for youth growing up in marginalized, low-income communities. Founded in 1998, Sport dans la Ville is France’s leading non-profit serving disadvantaged kids by providing access to physical activity and job-readiness training courses. The organization operates in 36 urban neighborhoods around the country with more

than 6000 members actively participating in their projects. Funds received through CAF America were used to bolster the organization’s professional integration program, Jobs dans la Ville. The program works with over 1,100 young people annually to act as a gateway into the working world by helping to define their career goals, developing professional skills, and gaining real-world experiences.





























SDG 8: Decent Work and Economic Growth
Target 8.6: Promote youth employment, education and training




REGIONS: AFRICA

As donors' interest in supporting programming in Africa continues to rise, Life on Land (SDG 15) remains in the spotlight. Gender Equality (SDG 5) is beginning to receive more attention here, as it is the only region to see SDG 5 in its top 5.

TOP 5 SDGs 2016 - 2019		CHANGE IN TOP 5 SDGs YEAR OVER YEAR			
		2016	2017	2018	2019
	LIFE ON LAND (49.26%)				
	QUALITY EDUCATION (22.67%)				
	GOOD HEALTH AND WELL-BEING (5.87%)				
	DECENT WORK AND ECONOMIC GROWTH (5.52%)				
	GENDER EQUALITY (2.95%)				








AVERAGE GRANT
\$11,372.55

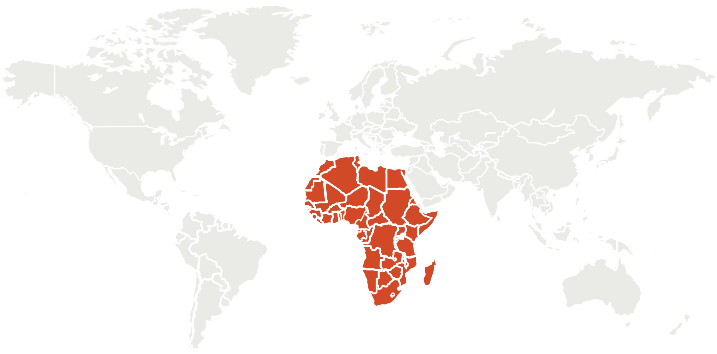


SDG WITH LARGEST INCREASE IN SUPPORT
2016 vs 2019

BREAKDOWN OF CONTRIBUTIONS BY SOURCE

 CORPORATIONS 8.69%	 FOUNDATIONS 1.15%	 INDIVIDUALS 90.17%
--	--	--

 <p>INDUSTRY MANUFACTURING & RETAIL</p>	<p>SIZE \$25 - \$75 BILLION</p> <p>DOMESTIC vs MULTINATIONAL MULTINATIONAL</p>	 <p>YEARS IN BUSINESS 100+ YEARS</p>
--	--	---



Improving Cardiovascular Health in the greater West Africa region

Cardiovascular diseases represent a growing burden for developing nations today, with roughly 80% of global cardiovascular-related deaths occurring in low to middle-income countries. In Ghana, for example, Congenital Heart Diseases (CHD) affect around 372 individuals per one million. Amplifying the problem, only 13 cardiologists are available in a nation of 29.8 million people of which 11.5 million are under the age of 15.

expertise of German cardiologists to provide rheumatic, valvular, and congenital heart surgery treatments in Cape Coast, Ghana and the greater West African region. The society organizes coaching for disease management programs and provides training opportunities in clinical science to improve patient care. Other initiatives led by the organization focus on raising awareness about the disease, preventative measures, and healthier lifestyles.

To help combat this issue, the Pan-African Society for Cardiothoracic Surgery (PASCATS) uses the





























SDG 3: Good Health and Well-Being
Target 3.4: Reduce mortality from non-communicable disease and promote mental health




REGIONS: WESTERN ASIA

Compared to the other regions presented in this report, the average grant amount is on the lower end, however, the data shows less variance between the smallest and the largest grants to the region. A number of otherwise less prominently highlighted SDGs such as Decent Work and Economic Growth (SDG 8), Industry, Innovation, and Infrastructure (SDG 9), and Peace, Justice, and Strong Institutions (SDG 16) are well-represented in this region.

TOP 5 SDGs 2016 - 2019		CHANGE IN TOP 5 SDGs YEAR OVER YEAR			
		2016	2017	2018	2019
	SUSTAINABLE CITIES AND COMMUNITIES (22.61%)				
	DECENT WORK AND ECONOMIC GROWTH (18.59%)				
	QUALITY EDUCATION (17.17%)				
	GOOD HEALTH AND WELL-BEING (11.89%)				
	NO POVERTY (7.97%)				








AVERAGE GRANT
\$8,722.24



SDG WITH LARGEST INCREASE IN SUPPORT
2016 vs 2019

BREAKDOWN OF CONTRIBUTIONS BY SOURCE

 CORPORATIONS 61.15%	 FOUNDATIONS 19.72%	 INDIVIDUALS 19.13%
---	---	--

 INDUSTRY FINANCIAL SERVICES	<p>SIZE \$0 - \$25 BILLION</p> <p>DOMESTIC vs MULTINATIONAL MULTINATIONAL</p>	 YEARS IN BUSINESS 100+ YEARS
---	---	--



Encouraging Social Involvement

Zionism 2000, an Israeli nonprofit founded in 1995, works with the private sector to be more effective in their Corporate Social Responsibility strategy and engagements. Aiming to build a better Israel, the organization develops partnerships across the public, private and social sectors to create community projects for at-risk and marginalized youth that provide job skills training and build self-esteem.

The organization is deeply invested in providing STEM education opportunities for girls. Coordinating with NGOs from a variety of sectors across Israel, Zionism 2000 hosts an online STEM community for marginalized Israeli girls connecting them with the broader Israeli STEM community.





























SDG 4: Quality Education
Target 4.3: Equal access to affordable technical, vocational and higher education



REGIONS: RUSSIA & CENTRAL ASIA




The level of support provided to health (SDG 3), education (SDG 4), as well as decent work and economic growth (SDG 8) cumulatively amounts to more than 80% of the funding in the area. Due to the significant funding directed to decent work and economic growth (SDG 8) in 2019, this goal made it to the top 5 most supported SDGs in the area.


TOP 5 SDGs 2016 - 2019		CHANGE IN TOP 5 SDGs YEAR OVER YEAR			
		2016	2017	2018	2019
	GOOD HEALTH AND WELL-BEING (35.61%)				
	QUALITY EDUCATION (25.79%)				
	DECENT WORK AND ECONOMIC GROWTH (22.73%)				
	NO POVERTY (8.87%)				
	REDUCED INEQUALITIES (7.00%)				



AVERAGE GRANT
\$59,700.15

BREAKDOWN OF CONTRIBUTIONS BY SOURCE

 CORPORATIONS 66.55%	 FOUNDATIONS 6.33%	 INDIVIDUALS 27.12%
---	--	--




INDUSTRY

HEALTHCARE

SIZE


\$25 - \$75 BILLION

DOMESTIC vs MULTINATIONAL



YEARS IN BUSINESS

0 - 50 YEARS



SDG WITH LARGEST INCREASE IN SUPPORT 2016 vs 2019

Helping the Homelessness

Homelessness can be the result of many things—health and mental issues, family conflicts, drugs—the list goes on. Founded in 1990, Nochlezhka is a rehabilitation center in St. Petersburg, Russia, that provides holistic services for homeless men and women. The organization has operated as a certified charitable organization since 1997, and is a strong advocate for the rights and well-being of homeless people in St. Petersburg and in Russia writ large. Beyond advocacy, Nochlezhka's mission focuses on providing humanitarian

assistance and social counseling, while also creating a platform for sharing experiences. With over two decades of experience helping the underserved and the homeless in St. Petersburg, Nochlezhka has further expanded its mission through their commitment to rehabilitation. With the help of Nochlezhka's social workers and lawyers, over 60% of the individuals who sign up for the service rejoin society by finding work, reconnecting with their lost family, or recovering their homes.


























SDG 1: No Poverty
Target 1.1: Eradicate extreme poverty


PAGE 43 THE SDG GIVING LANDSCAPE

cafamerica.org PAGE 44


REGIONS: SOUTHERN & EASTERN ASIA

Donors that give to Southern and Eastern Asia express a high level of consistency in giving trends across the years to Quality Education (SDG 4), Good Health and Well-Being (SDG 3), and Sustainable Cities and Communities (SDG 11). Eradicating poverty (SDG 1) and creating opportunities for decent work and economic growth (SDG 8) showed a consistent increase year over year.

TOP 5 SDGs 2016 - 2019		CHANGE IN TOP 5 SDGs YEAR OVER YEAR			
		2016	2017	2018	2019
	QUALITY EDUCATION (29.60%)				
	GOOD HEALTH AND WELL-BEING (19.61%)				
	SUSTAINABLE CITIES AND COMMUNITIES (10.49%)				
	NO POVERTY (10.25%)				
	ZERO HUNGER (7.15%)				



AVERAGE GRANT
\$9,350.40




SDG WITH LARGEST
INCREASE IN SUPPORT
2016 vs 2019

BREAKDOWN OF CONTRIBUTIONS BY SOURCE

CORPORATIONS
66.15%

FOUNDATIONS
1.59%

INDIVIDUALS
32.26%



INDUSTRY


FINANCIAL SERVICES

SIZE

\$75+ BILLION

DOMESTIC vs MULTINATIONAL

MULTINATIONAL



YEARS IN BUSINESS

100+ YEARS



The Battle to Stop Human Trafficking

Human trafficking, or modern slavery, is a global tragedy that leaves no country unaffected. The International Labour Organization currently estimates that approximately 40 million people are victims of trafficking globally. Trafficking impacts women, men, and children, and it often involves prostitution, forced labor, or other forms of exploitation. According to statistics, women and girls are disproportionately affected by forced labor, accounting for 99% of victims in the commercial sex industry.

Established by the makers of the film *SOLD*, the Taught Not Trafficked Fund at CAF America was set up to support charitable organizations in India and Nepal which work to combat human trafficking and operate programs focused on rescue and recovery of survivors, education and vocational training, as well as healing initiatives. The charitable organizations that received support through CAF America's Taught Not Trafficked Fund support thousands of girls between the ages of 13 to 17 who have been forced into slavery.





























SDG 5: Gender Equality
Target 5.2: End all violence against and exploitation of women and girls




REGIONS: OCEANIA

One of the most remarkable aspects that emerged from CAF America’s giving data is an occasional asymmetry between the most supported SDG and the SDG that received the largest increase in support 2016 versus 2019. Good Health and Well-Being (SDG 3) has seen the largest increase in support in this region, however, Sustainable Cities and Communities (SDG 11) received the most funding overall.

TOP 5 SDGs 2016 - 2019		CHANGE IN TOP 5 SDGs YEAR OVER YEAR			
		2016	2017	2018	2019
	SUSTAINABLE CITIES AND COMMUNITIES (34.68%)				
	GOOD HEALTH AND WELL-BEING (34.50%)				
	QUALITY EDUCATION (16.44%)				
	INDUSTRY, INNOVATION AND INFRASTRUCTURE (4.52%)				
	LIFE ON LAND (3.55%)				









AVERAGE GRANT
\$8,686.86



SDG WITH LARGEST INCREASE IN SUPPORT
2016 vs 2019

BREAKDOWN OF CONTRIBUTIONS BY SOURCE

 CORPORATIONS 29.94%	 FOUNDATIONS 10.11%	 INDIVIDUALS 59.95%
---	--	--

 INDUSTRY	SIZE \$0 - \$25 BILLION	 YEARS IN BUSINESS 0 - 50 YEARS
 FINANCIAL SERVICES	DOMESTIC vs MULTINATIONAL MULTINATIONAL	



Combating Excess Waste in Paradise

Waste management is a massive issue for the Oceanic nation of Indonesia—the second largest contributor to ocean plastic behind China. It is estimated that nearly 5,000 tons of plastic per day are dumped into Indonesian rivers and oceans. In 2018, the pollution reached alarming levels and the Indonesian army was deployed to remove plastic waste from the river in Bandung.

Founded in 1920, the Institut Teknologi Bandung joined the efforts working towards the MASARO (Manajemen Sampah Zero) Zero Waste Project. The project’s set goal is to address the waste problem in the Pondok Pesantren Babakan education complex, home to about 10,000 students and 3,000 local villagers.



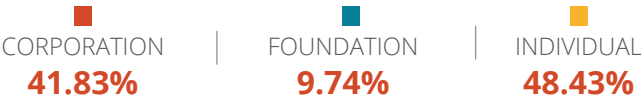
SDG 12: Sustainable Consumption and Production
Target 12.5: Substantially reduce waste generation



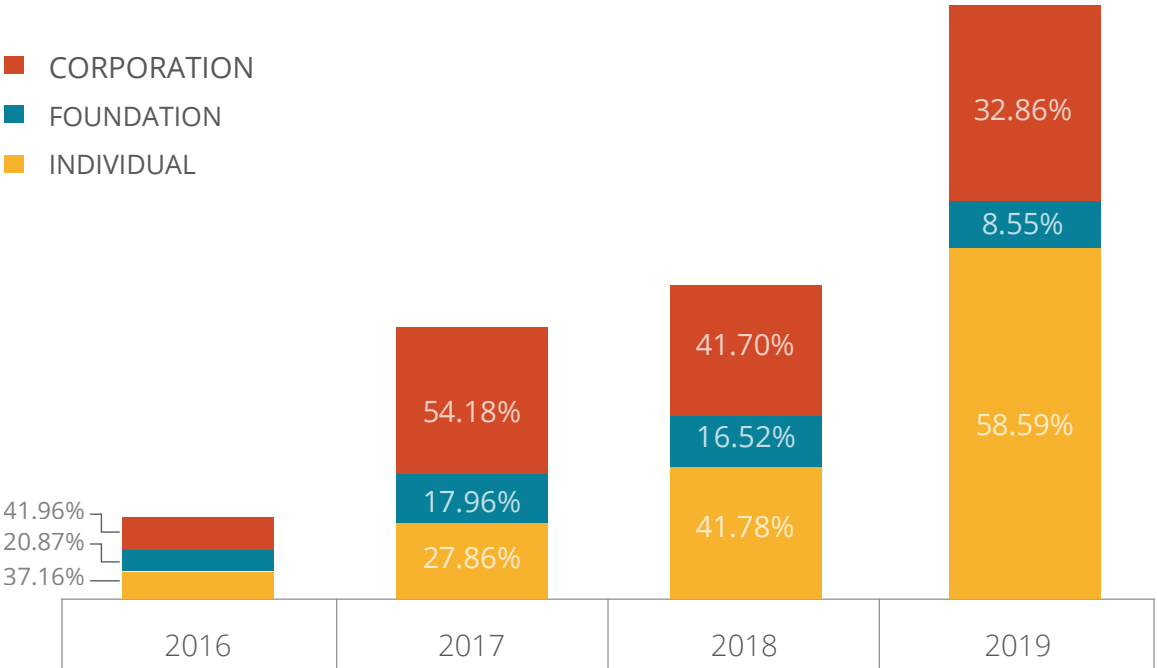

DONORS: A CLOSER LOOK

This report tracks the charitable giving of CAF America’s corporate, foundation, and individual donors supporting organizations worldwide in their work aligned with the SDGs.
















The landscape of the top 5 most supported SDGs varies only slightly based on the source of funding. The data reveals that corporate, foundation and individual donors alike are committed to health and education, to fighting poverty, and making our cities inclusive, safe, resilient, and sustainable. In addition to these common focus-areas, each donor group prioritized one unique goal; Decent Work and Economic Growth (SDG 8) for Corporations, Peace, Justice, and Strong Institutions (SDG 16) for Foundations, and Life on Land (SDG 15) for Individuals.



CHANGE YEAR OVER YEAR | SHIFT IN DONOR DISTRIBUTION



TOP 5 SDGs | SOURCE OF FUNDING

CORPORATION	 3 GOOD HEALTH AND WELL-BEING	 4 QUALITY EDUCATION	 11 SUSTAINABLE CITIES AND COMMUNITIES	 8 DECENT WORK AND ECONOMIC GROWTH	 1 NO POVERTY
FOUNDATION	 4 QUALITY EDUCATION	 1 NO POVERTY	 11 SUSTAINABLE CITIES AND COMMUNITIES	 16 PEACE, JUSTICE AND STRONG INSTITUTIONS	 3 GOOD HEALTH AND WELL-BEING
INDIVIDUAL	 4 QUALITY EDUCATION	 3 GOOD HEALTH AND WELL-BEING	 15 LIFE ON LAND	 11 SUSTAINABLE CITIES AND COMMUNITIES	 1 NO POVERTY

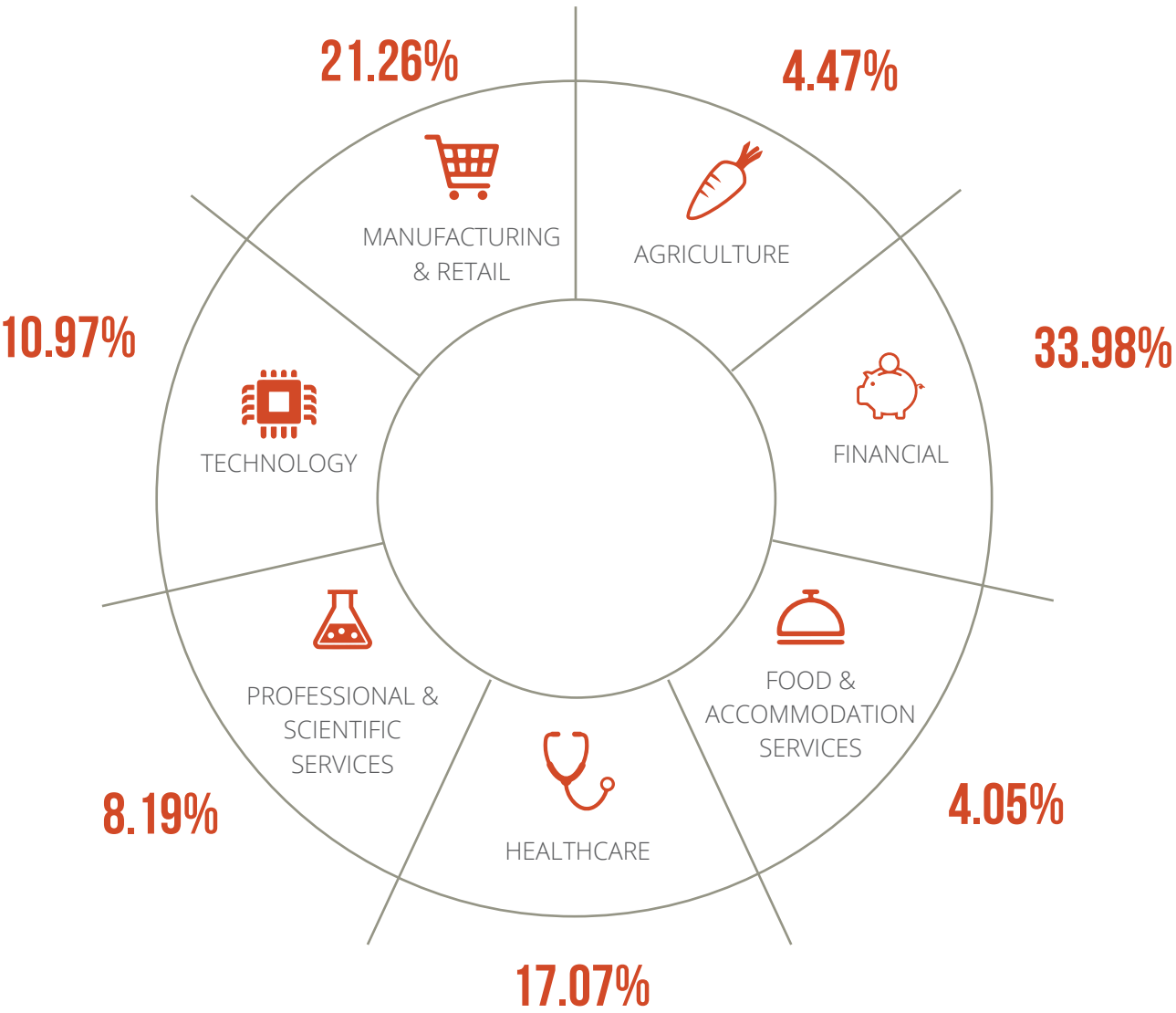
CHANGE YEAR OVER YEAR | AVERAGE AND MEDIAN GRANT

	2016	2017	2018	2019
CORPORATION	AVERAGE GRANT \$6,541.91	AVERAGE GRANT \$7,727.41	AVERAGE GRANT \$9,462.15	AVERAGE GRANT \$6,185.58
	MEDIAN GRANT \$393.38	MEDIAN GRANT \$838.08	MEDIAN GRANT \$1,000.00	MEDIAN GRANT \$504.53
FOUNDATION	AVERAGE GRANT \$80,112.86	AVERAGE GRANT \$29,593.58	AVERAGE GRANT \$36,118.58	AVERAGE GRANT \$37,614.22
	MEDIAN GRANT \$16,015.21	MEDIAN GRANT \$5,520.00	MEDIAN GRANT \$9,200.00	MEDIAN GRANT \$4,600.00
INDIVIDUAL	AVERAGE GRANT \$35,127.36	AVERAGE GRANT \$23,694.37	AVERAGE GRANT \$15,526.10	AVERAGE GRANT \$14,882.66
	MEDIAN GRANT \$4,600.00	MEDIAN GRANT \$2,375.00	MEDIAN GRANT \$1,840.00	MEDIAN GRANT \$2,172.75

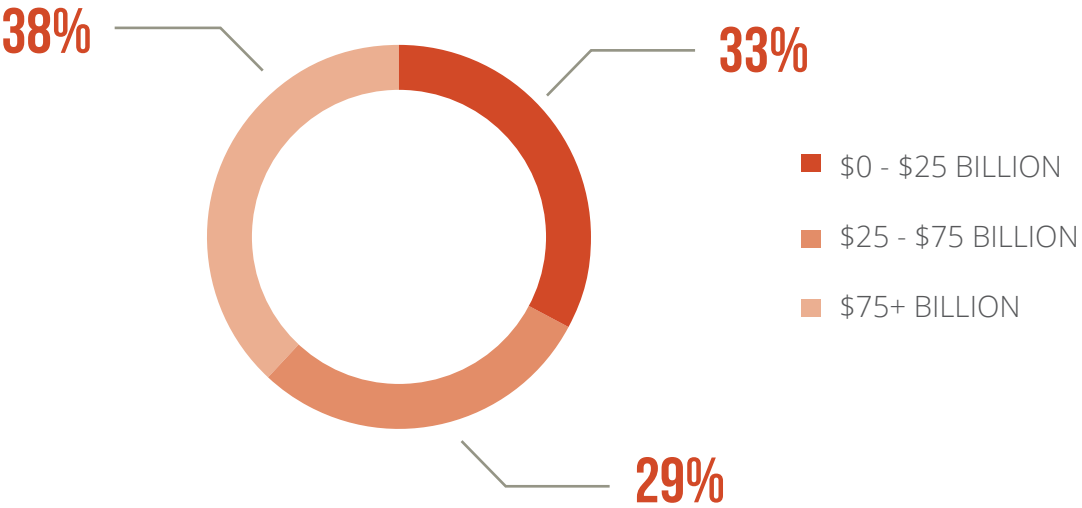
CORPORATE DONOR | LANDSCAPE

Corporate giving is a significant segment of the total giving data presented here. For the purposes of this report, *corporate giving* as a category includes funding from corporations, corporate foundations, and corporate matching gifts. The majority of the funding captured in this report associated with corporate matching programs represents the corporate matched funds, not the employee contributions.

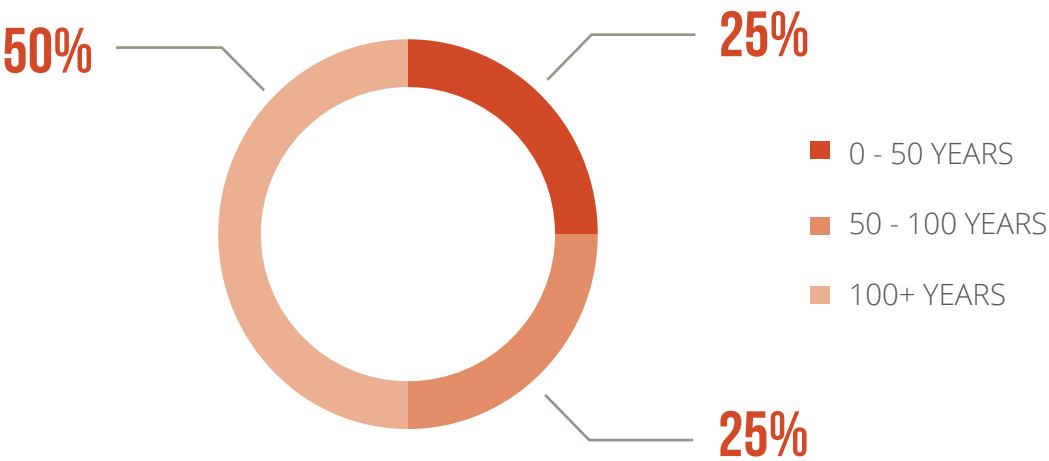
CORPORATE DONOR | INDUSTRY



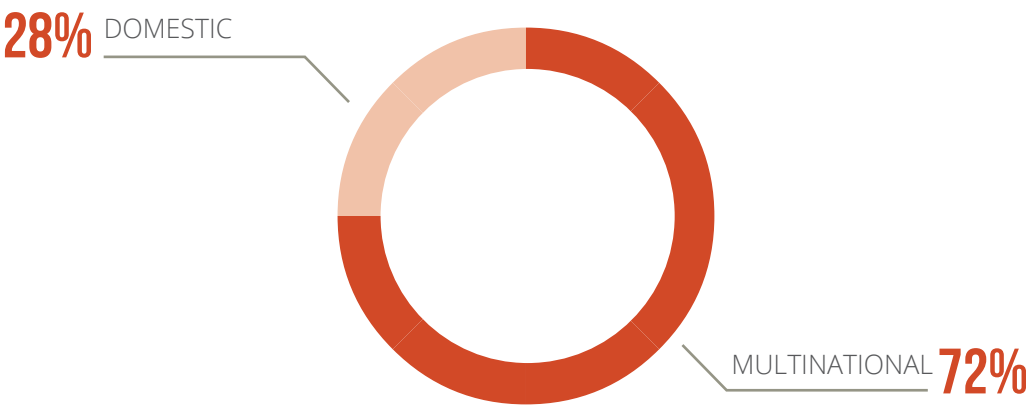
CORPORATE DONOR | SIZE ANNUAL REVENUE



CORPORATE DONOR | YEARS IN BUSINESS

































CORPORATE DONOR | DOMESTIC or MULTINATIONAL



CORPORATE DONOR | SDG FOOTPRINT








A more detailed look into the corporate donor SDG footprint reveals a diverse landscape. Eleven goals are represented across the top 5 most supported SDGs by the various industries. Notably, Gender Equality (SDG 5), Clean Water and Sanitation (SDG 6), Affordable and Clean Energy (SDG 7), Climate Action (SDG 13), Life Below Water (SDG 14), and Peace, Justice and Strong Institutions (SDG 17) did not make it to the top 5 most supported lists.

TOP 5 SDGs 2016 - 2019		CHANGE IN TOP 5 SDGs YEAR OVER YEAR			
		2016	2017	2018	2019
	GOOD HEALTH AND WELL-BEING (21.89%)				
	QUALITY EDUCATION (20.59%)				
	SUSTAINABLE CITIES AND COMMUNITIES (14.32%)				
	DECENT WORK AND ECONOMIC GROWTH (10.76%)				
	NO POVERTY (7.07%)				

TOP 5 SDGs Corporate Matching Funds 2016 - 2019	
	QUALITY EDUCATION (36.19%)
	NO POVERTY (12.86%)
	GOOD HEALTH AND WELL-BEING (12.79%)
	ZERO HUNGER (10.50%)
	SUSTAINABLE CITIES AND COMMUNITIES (3.77%)

Several of the corporate donors represented in this report offer matching gift programs to their employees. Many of these programs allow for great flexibility in selecting the issue areas that are supported or determining the list of recipient organizations to be included in the program. As shown in this graphic, the employee priority issue areas closely match the top 5 SDGs that received the most corporate support.

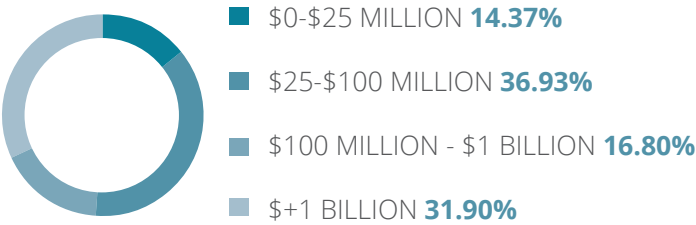


INDUSTRY	AVERAGE GRANT	MEDIAN GRANT
 AGRICULTURE	\$18,403.80	\$6,450.00
 FINANCIAL	\$12,528.52	\$799.72
 FOOD & ACCOMMODATION SERVICES	\$26,390.05	\$1,850.00
 HEALTHCARE	\$34,112.20	\$17,625.38
 PROFESSIONAL & SCIENTIFIC SERVICES	\$9,583.65	\$2,111.16
 TECHNOLOGY	\$2,050.82	\$358.02
 MANUFACTURING & RETAIL	\$15,622.57	\$5,000.00

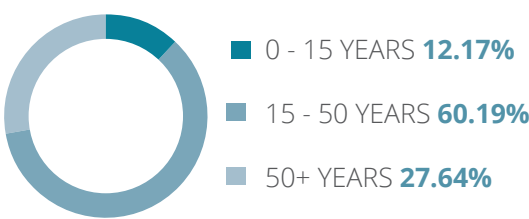
FOUNDATION DONOR | LANDSCAPE

For the purposes of this report, *foundation giving* as a category is comprised of funding from private foundations and a select number of community foundations that partner with CAF America to expand their philanthropic reach globally.

BY SIZE (REVENUE)




























BY NUMBER OF YEARS IN OPERATION



FOUNDATION DONOR | SDG FOOTPRINT

Foundations provide support to issue areas that are less represented in other sections of this report. Most notably, Peace, Justice and Strong Institutions (SDG 16) is among the top 5 most supported goals by Foundations.

Another aspect that emerged from the foundation giving data is a strong correlation between the level of support provided and the number of supported organizations. Foundations committed to partnering with fewer organizations give an average grant of approximately five times greater than foundations that extend their reach to a greater volume of recipients.

TOP 5 SDGs 2016 - 2019		CHANGE IN TOP 5 SDGs YEAR OVER YEAR			
		2016	2017	2018	2019
	QUALITY EDUCATION (33.90%)				
	NO POVERTY (16.35%)				
	SUSTAINABLE CITIES AND COMMUNITIES (12.97%)				
	PEACE, JUSTICE AND STRONG INSTITUTIONS (10.53%)				
	GOOD HEALTH AND WELL-BEING (9.15%)				

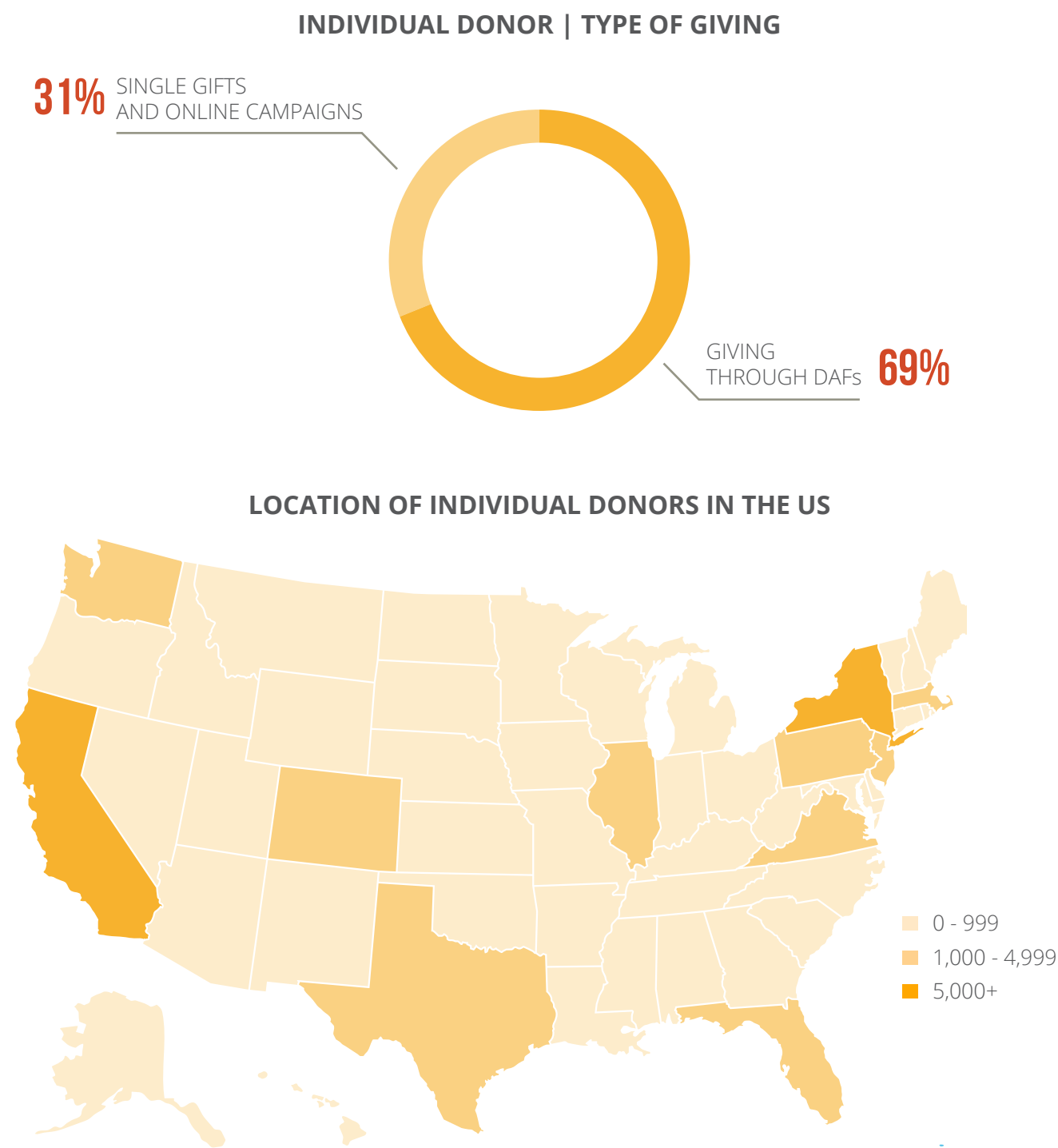


TOP 5 SDGs FOUNDATION | GRANT SIZE

\$0 - \$15,000					
\$15,000 - \$100,000					
\$100,000+					

INDIVIDUAL DONOR | LANDSCAPE

For the purposes of this report, *individual giving* as a category refers to funding from individual donors who gave directly through CAF America; donations from other DAF-sponsoring organizations that partner with CAF America for cross-border giving; as well as individual donors participating in online fundraising campaigns conducted on the various platforms using CAF America’s grantmaking services.



INDIVIDUAL DONOR | SDG FOOTPRINT

The issue areas supported by individual donors are well-reflected in CAF America’s overall top 5 most supported SDGs. This is most likely attributable to the significant increase we experienced in funding from other DAF-sponsoring organizations and online campaign funding since 2018.

TOP 5 SDGs 2016 - 2019		CHANGE IN TOP 5 SDGs YEAR OVER YEAR			
		2016	2017	2018	2019
4 QUALITY EDUCATION	QUALITY EDUCATION (20.01%)	4 QUALITY EDUCATION	4 QUALITY EDUCATION	4 QUALITY EDUCATION	3 GOOD HEALTH AND WELL-BEING
3 GOOD HEALTH AND WELL-BEING	GOOD HEALTH AND WELL-BEING (18.74%)	11 SUSTAINABLE CITIES AND COMMUNITIES	15 LIFE ON LAND	3 GOOD HEALTH AND WELL-BEING	15 LIFE ON LAND
15 LIFE ON LAND	LIFE ON LAND (18.15%)	9 INDUSTRY INNOVATION AND INFRASTRUCTURE	11 SUSTAINABLE CITIES AND COMMUNITIES	11 SUSTAINABLE CITIES AND COMMUNITIES	4 QUALITY EDUCATION
11 SUSTAINABLE CITIES AND COMMUNITIES	SUSTAINABLE CITIES AND COMMUNITIES (11.03%)	3 GOOD HEALTH AND WELL-BEING	3 GOOD HEALTH AND WELL-BEING	15 LIFE ON LAND	1 NO POVERTY
1 NO POVERTY	NO POVERTY (9.70%)	1 NO POVERTY	9 INDUSTRY INNOVATION AND INFRASTRUCTURE	1 NO POVERTY	11 SUSTAINABLE CITIES AND COMMUNITIES

TOP 5 SDGs PER GRANT SIZE

\$0 - \$15,000	4 QUALITY EDUCATION	3 GOOD HEALTH AND WELL-BEING	11 SUSTAINABLE CITIES AND COMMUNITIES	10 REDUCED INEQUALITIES	1 NO POVERTY
\$15,000 - \$100,000	4 QUALITY EDUCATION	3 GOOD HEALTH AND WELL-BEING	15 LIFE ON LAND	11 SUSTAINABLE CITIES AND COMMUNITIES	9 INDUSTRY INNOVATION AND INFRASTRUCTURE
\$100,000+	15 LIFE ON LAND	4 QUALITY EDUCATION	3 GOOD HEALTH AND WELL-BEING	11 SUSTAINABLE CITIES AND COMMUNITIES	10 REDUCED INEQUALITIES

SDGs IN ACTION

CAF America leads the way in global grantmaking through our particular focus on compliance. We ensure that our donors’ funds are used for charitable purposes, and that our grantees have the support and resources needed to carry out their work and maximize the impact of these grants.

CAF America values the partnerships we have with our grantees in the United States and around the world, and we are proud to support these organizations on behalf of our donors. This past year, CAF America team members visited 97 grantee organizations in 28 different countries around the world.



UNLTD SPAIN

Spain

Unlimited (UNLTD) Spain is committed to cultivating positive change in the country’s economy through creating and funding sustainable and innovative enterprises. With social and environmental impact as the drivers of the organization, UNLTD Spain works closely with established and start-up businesses to strengthen and improve local social and environmental ecosystems.

SDG 9: Industry, Innovation and Infrastructure
Target 9.4: Upgrade all industries and infrastructures for sustainability



COLLEGE OF CHEMISTRY AT UNIVERSITY OF NAIROBI

Kenya

The College of Chemistry supports enhanced teaching and learning opportunities for 2,500 chemistry undergraduates and postgraduates. Funds from CAF America were utilized to acquire a digital melting point apparatus and an ultraviolet-visible spectrophotometer for the College Lab.

SDG 4: Quality Education
Target 4.3: Equal access to affordable technical, vocational and higher education



FRED HOLLOWS FOUNDATION

Tasmania

Fred Hollows Foundation works to eliminate and cure preventable blindness. Funds from CAF America were used to offer training courses and to procure cutting-edge equipment for the development of the Foundation and its team of doctors. Further funding supported the prevention and treatment of various common eye diseases.

SDG 3: Good Health and Well-Being
Target 3.b: Support research, development, and universal access to affordable vaccines and medicines



YE'ELIM ASSOCIATION

Israel

Ye'elim Association provides skills-based training and support for second-generation Ethiopian migrants living in Israel. By partnering with a local flight school and air sports association, the organization enables high school students to get acquainted with the world of aviation and work towards a potential career as certified pilots. Funds from CAF America supported general operating costs of the flight school.

SDG 8: Decent Work and Economic Growth
Target 8.6: Promote youth employment, education, and training



PROGRAM OVERVIEW



23

CAF America Staff Participants



28

Countries Visited



97

Grantees Visited



FUNDACIÓN MEXICANA PARA EL DESARROLLO RURAL

Mexico

Fundación Mexicana para el Desarrollo Rural focuses on reducing poverty in rural areas. The most recent grant from CAF America supported farmers in the Chiapas region. The Educampo Grains program focuses on improving the productivity of small farmers through agro-business education. This program gives women and members of Mayan speaking communities an opportunity to increase both their agricultural production and business acumen.

SDG 1: No Poverty
Target 1.1: Eradicate extreme poverty



CASA MARIA AMOR

Ecuador

Casa Maria Amor provides support services to women and children who have been subjects of abuse. The organization operates a 24/7 hotline and provides crisis housing, work training, transitional apartments, and—supported by our donor—counseling. The organization maintains a crisis home downtown and a larger home outside of town. A key element of the program is employing the women in organization-owned businesses where 100% of the profits are split evenly among the working women.

SDG 5: Gender Equality
Target 5.2: End all violence against and exploitation of women and girls



WASTE4CHANGE!

Indonesia

Indonesia ranks second in the world for trash pollution. Waste4Change works within the archipelago nation to provide waste management services and education to shift away from the culture of trash and encourage the use of reusable items in a reuse-reduce-recycle context. CAF America grants supported the inclusion of a new school in the program, and organized an internal volunteer day activity to inspire employees to be involved in their communities and raise awareness about local environmental issues.

Goal 12: Sustainable Consumption and Production
Target: 12.4: Responsible management of chemicals and waste



ELSONDOS

Egypt

ElSondos is a full-service orphanage for physically and mentally disabled boys and girls in Egypt. In addition to providing a safe environment for the kids in several facilities throughout Cairo, ElSondos administers vitally important one-on-one counseling, as well as speech and physical therapy sessions. The newest facility in New Cairo is equipped with an in-house pharmacy, arts and crafts studios, and more. Funds contributed by CAF America were used to cover food, medicine, and support educational and social activities.

SDG 1: No Poverty
Target 1.3: Implement social protection systems

Since 1992, CAF America's core mission has been to facilitate domestic and cross-border giving by Americans to validated charities across the world.

Through donor advised giving and our industry-leading due diligence protocols, we enable our donors to make strategic, cost-effective, and tax-advantaged gifts while reducing the risk, reputational exposure, and administrative burden associated with cross-border giving.

CAF America Headquarters

225 Reinekers Lane
Suite 375
Alexandria, VA 22314

CAF America West Coast

50 California Street
Suite 1500
San Francisco, CA 94111

CAF America Miami

801 Brickell Avenue
Suite 900
Miami, FL 33131

CAF Canada Toronto

401 Bay Street
Suite 1600
Toronto, ON M5H 2Y4

CAF Canada Vancouver

100 Park Royal South
Suite 200
West Vancouver, BC V7T 1A2

**CAF American
Donor Fund (CADF)**

10 St. Bride Street
London, EC4A 4AD

T: 202-793-2232

E: info@cafamerica.org

W: www.cafamerica.org